FRONT ELEVATION
SCALE - 1:100

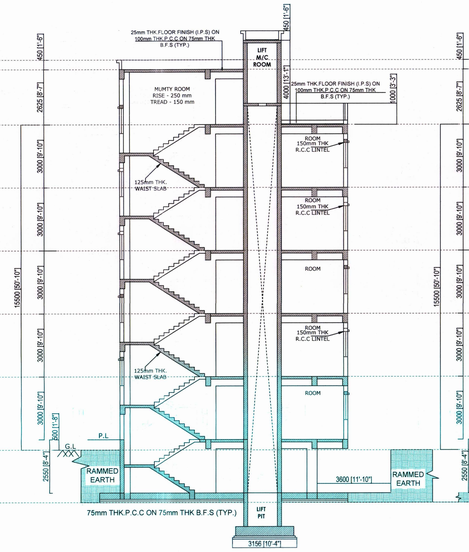

SECTION ON - A-B'
SCALE - 1:100

SECTION ON - X-X'
SCALE - 1:100

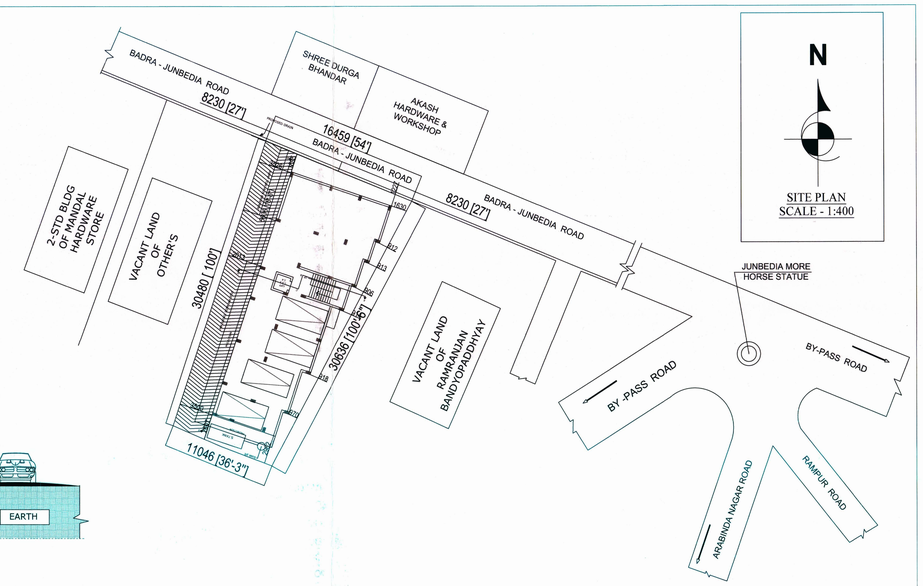

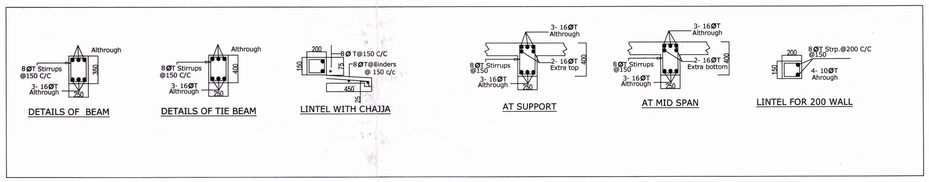

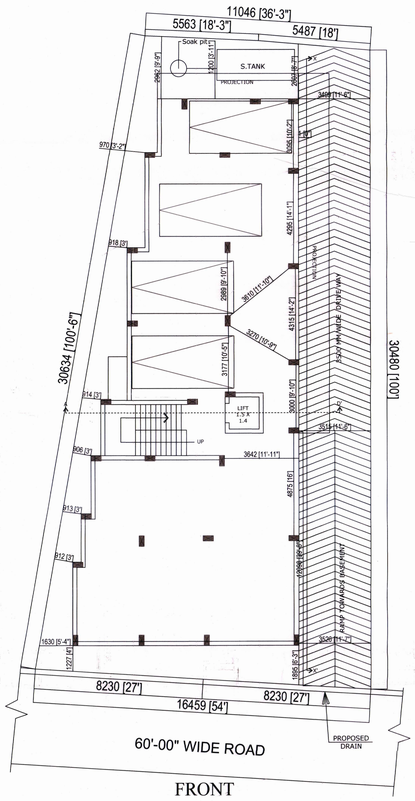

PROPOSED BASEMENT FLOOR PLAN
SCALE - 1:100

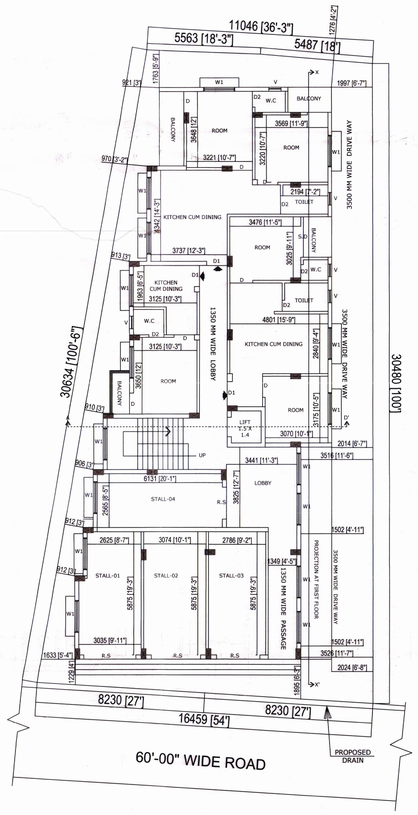

PROPOSED GROUND FLOOR PLAN
SCALE - 1:100

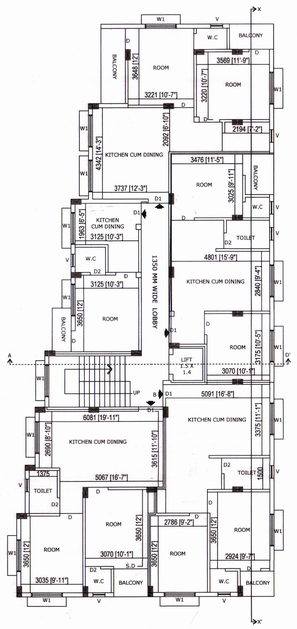

PROPOSED TYPICAL FLOOR PLAN
SCALE - 1:100

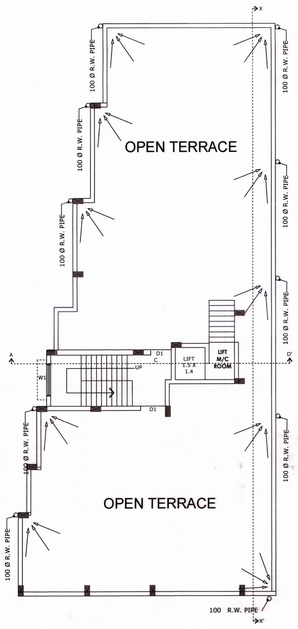

ROOF PLAN
SCALE - 1:100

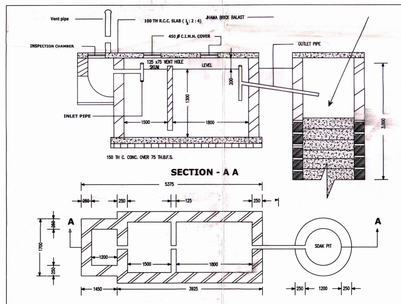

DETAIL OF SEPTIC TANK & SOAK PIT PLAN

AREA STATEMENT

AREA OF LAND	AREA OF BUILDING
Area of land = (0.052+0.052)Acre. = (2250+2260) SQ.FT.	BASEMENT FLOOR AREA= 269.29 Sq.m = 2898.00 Sq.ft.
	GROUND FLOOR AREA= 269.29 Sq.m = 2898.00 Sq.ft.
	1ST FLOOR AREA = 287.01 Sq.m = 3089.39 Sq.ft.
	2ND FLOOR AREA = 287.01 Sq.m = 3089.39 Sq.ft.
	3RD FLOOR AREA = 287.01 Sq.m = 3089.39 Sq.ft.
	4TH FLOOR AREA = 287.01 Sq.m = 3089.39 Sq.ft.
	COVERED PARKING AREA = 235.20 Sq.m = 2531.70 Sq.ft.

NOTES:-

ALL DIMENSIONS ARE IN MILLIMETRES UNLESSOTHERWISE MENTIONED.
ALL PCC WORK SHALL BE DONE WITH M15 GRADE CONCRETE (NOMINAL MIX : 1:2:4)
ALL RCC WORK SHALL BE DONE WITH M20 GRADE CONCRETE (NOMINAL MIX (1:1.5:3)
ALL REINFORCEMENT WORKS SHALL BE DONE WITH FE- 500 GRADE STELL
COVER TO REINFORCEMENTS:

ALL FOUNDATION ELEMENTS	: 50 MM
COLUMNS	: 40 MM
BEAMS	: 25 MM
SLABS	: 20 MM

DEVELOPMENT LENGTH SHALL BE TAKEN AS 50 X DIA.OF BARS.
DEPTH OF FOUNDATION SHALL BE 2.100 M BELOW THE PUNTH.

NOTES

- ALL DIMENSIONS ARE IN MILLIMETER.
- WRITTEN DIMENSIONS MUST BE FOLLOWED.

SPECIFICATIONS

- 200 THK. BRICK WORK IN 1:6 MORTAR
- 125 THK. & 75 THK. BRICK WORK IN 1:4 MORTAR
- R.C.C. WORK IN 1:1 :3 MORTAR
- P.C.C. WORK IN 1:3:6 MORTAR
- EXTERNAL WALL PLASTER 1 : 5 MORTAR
- INTERNAL WALL PLASTER 1 : 6 MORTAR
- ALL CEILING PLASTER 1 : 4 MORTAR

GENERAL NOTES:-

1. All dimensions are in mm UNO.
2. Do not scale the drawing, follow written dimension only.
3. All dimensions are to be checked at site before commencement of work.
4. Walls are 200 & 125 thk. (1:4). Floor to floor height is 2.85 m.
5. This drawing shall be read in conjunction with relevant Architectural & Structural drawing.
6. All bars shall be HYSD / TMT bars of grade Fe500 and conforming to IS1786:1985.
7. All concrete shall be M25 UNO.
8. Proper mixing of different ingredients of concrete should be ensured with desired compaction after laying.
9. Clear cover to be kept as follows:- Footing & Pedestal: 50 mm, Column: 40 mm, Beam: 30 mm & Slab: 20 mm.
10. All main reinforcement shall be embedded in support with suitable development length.
11. 300 mm sand filling to be done below Foundation with proper compaction.
12. All columns should be extended up to 1.0 m with lean concrete (M10) for future extension if construction of column stop before completion.

TITLE:-

PROPOSED PLAN OF- (B+G+4) RESIDENTIAL BUILDING OF
1. SRI SOUMEN BARAT, S/O- SUBHAS BARAT
2. SRI BAPPA BARAT, S/O- RAJARAM BARAT
3. SMT.KRISHNA BARAT, W/O- RAJARAM BARAT ,ON
PLOT NO.- 451 (R.S+L.R)
KHATIAN NO.- 3886,3885,2039(L.R).
J.L. NO.- 229, OF JUNBEDIA MOUZA
UNDER JUNBEDIA GRAM PANCHAYAT,
P.O. & DISTRICT - BANKURA

CERTFICATE OF THE GEO -TECHNICAL AND STRUCTURAL ENGINEER

THIS IS TO CERTIFY THAT THE GEO TECHNICALTEST OF THE FOUNDATION SOIL OF THE PROJECT SITE HAS BEEN PERFORMED BY ME.

JAYDEB DEY
STRUCTURAL ENGINEER
ESEA/277

Received
DR. AMIT SHIULY
Associate Professor
Civil Engineering Department
Jadavpur University
Jadavpur, Kol-32

SIGNATURE OF THE GEO-TECHNICAL AND STRUCTURAL ENGINEER

CERTFICATE OF THE L.B.S.

I DO HEREBY CONFIRM AND CERTIFY WITH FULLRESPONSIBILITY THAT THE BUILDING PLANHAS BEEN PREP ARED BY ME KEEPING THE PROVISION OF NBC OF INDIA AND CERTIFY THATIT IS SAFE AND STABLE IN ALL RESPECT.THIS IS ALSO TO CERTIFT THAT THE STRUCTURAL DESIGN ANDDRAWING OF BOTH FOUNDATION AND SUPER ATRUCTURE OF THE BUIDING HAS BEEN PREP ARED BY ME CONSIDERING ALL POSSIBLE LOADS INCLUDING THE SEISMIC LOADAS PER THE PROVISION OF THE NBC OF INDIA AND CERTIFIED THAT IT IS SAFE AND STABLEIN ALL RESPECT.

SIGNATURE OF THE L.B.S.

CERTCATE OF THE OWNER:

I DO HEREBY CONFIRM AND CERTIFY THAT LATER I SHALL NOT MAKE ANY ADDITION TO THIS PLAN AND I HAVE GONE THROUGH THE NBC OF INDIA ALSO ABIDE BY THOSE RULES AFTER SUBMISSION OF THE COMPLETION PLAN OF THE BUILDING.

Soumen Barat
Bappa Barat
কৃষ্ণা বারাট

SIGNATURE OF OWNER

SHEET NO - 1 OF 2 | Architectural Drawing

May be Approved.
Assistant Engineer
Bankura Zilla Parishad
(In-charge)

12.11.2021
District Engineer
Bankura Zilla Parishad